Lind Capital Partners Municipal Credit Income Fund

Executive Summary

- Q2 proved to be a volatile quarter, with ending yield levels not accurately reflecting intra-quarter volatility.
- Municipal new issue supply continued on the torrid pace set in Q1, with year-to-date new issue supply increased by 8% vs. 2025. Non-rated issuance failed to keep pace.
- Both investment grade and high-yield municipals posted positive performance in Q2, with high-yield outperforming. LCPMX, up +3.71% during the quarter, outperformed the Bloomberg Barclays Municipal High Yield Index, +3.35%. LCPMX continued to outperform year-to-date.
- LCPMX weighted average purchase yield during Q2 was 6.20%.

Portfolio Information (as of 6/30/2026)

Ticker:	**LCPMX**
Fund Structure:	Interval Fund
Fund Launch Date:	February 2, 2022
Total Net Assets:	$67,802,603
Gross Expense Ratio:	1.76%
Net Expense Ratio:	1.26%*
Distribution Rate (NAV)[1]:	4.89%
Average Book Yield:	6.63%
Effective Duration:	8.07
Number of Holdings:	143
Effective Leverage:	0.00%

* The adviser has contractually agreed to waive its fees and reimburse expenses of the Fund, until at least May 31, 2027

Market Commentary

The municipal bond market in Q2 was driven by several dominant themes: volatility, new issue supply and strong investor demand. External events led to volatility across all fixed income products, largely driven by the war with Iran and prospective resolution. Weekly yield moves of 25 basis points, both up and down, were common throughout the quarter. Ultimately, the municipal market outperformed the US Treasury market considerably through the quarter. 10-year AAA municipal rates fell nearly 20 basis points compared to 10-year US Treasury rates rising 16 basis points. A consistent theme throughout the quarter and the year has been the extraordinary new issue supply volume. Total municipal new issue supply through June 30, 2026 totaled $315 billion, an 8% increase over 2025 volume, which was a record setting year, itself. Notably, we have not seen significant increases in non-rated municipal issuance. However, there have been recent signs of non-rated issuance volume picking up and we expect that it should increase through Q3 and Q4. We often note a significant percentage of our overall portfolio purchases occur in during the last four months of each year. Given the historic new issue supply levels, one might expect the municipal market to suffer from the supply shock and underperform other fixed income classes. However, strong investor demand via mutual fund flows has provided the ballast necessary to absorb the supply surge. Year-to-date total municipal fund flows exceed $50 billion; the second highest level recorded for the first half of any year. This appetite has provided the market strength for significant year-to-date outperformance. High-yield yield municipals outperformed investment grade, with the Bloomberg Barclays Municipal High Yield Index up +3.35% compared to the Bloomberg Municipal Bond Index up +2.25%.

High Yield Municipal Fund Flows vs. Yield-to-Worst (%)

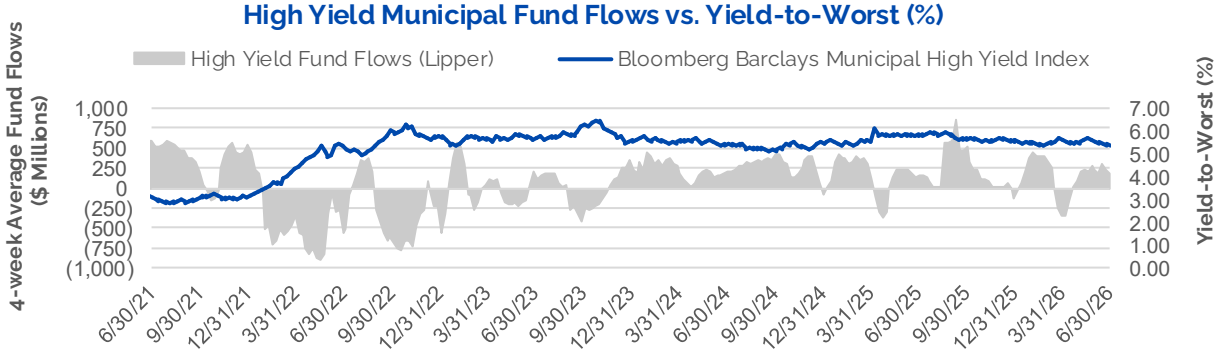

Sources: Refinitiv and Bloomberg LP

Portfolio Review

The Lind Capital Partners Municipal Credit Income Fund ("LCPMX") posted a +3.71% return in Q2, outperforming the Bloomberg Barclays Municipal High Yield Index ("Index"), up +3.35%, marking the fourth consecutive quarter of outperformance. Broad market strength lifted all sectors during the quarter. In particular, robust performance in LCPMX's highest weighted sectors (Charter Schools, Continuing Care Retirement Communities, and Higher Education) drove the Fund's outperformance vs. the Index. Similar to last quarter, strong individual credit performance helped to mute volatility seen throughout the municipal market. The Fund benefited from the full redemption of a formerly distressed credit, Crest View Senior Communities, as discussed in the Q1 report. The redemption resulted in bondholders receiving par plus all accrued interest, a full recovery despite prior periods of distress. The Fund also experienced a par redemption in Goodwill Industries of Southern Nevada, the culmination of our credit thesis in a longtime holding. Given the generally supportive yield environment, we also took the opportunity to dispose of a couple holdings with deteriorating credit conditions. Selling into market strength allowed us to capture favorable valuations prior to any real credit stress. This proactive credit management is a hallmark of our portfolio management strategy and helps the Fund avoid negative impacts of potential default situations. Given the called and sold positions, the Fund had adequate capital available to redeploy into an attractive yield environment. The weighted average tax-exempt purchase yield during Q2 was 6.20%

Sector Allocations (as of 6/30/2026)

Subject to change

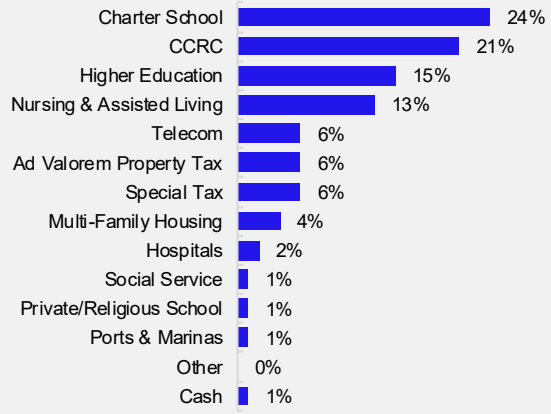

Contributors – Q2

- Robust performance across all target sectors
- Outperformance in Continuing Care Retirement Community, Charter School sectors, and Higher Education sectors.

Detractors – Q2

- Underperformance (but still positive) in Ad Valorem Property Tax sector.
- Disposition of small, underperforming Charter School holding.

Average Annual Return % (as of 6/30/2026)

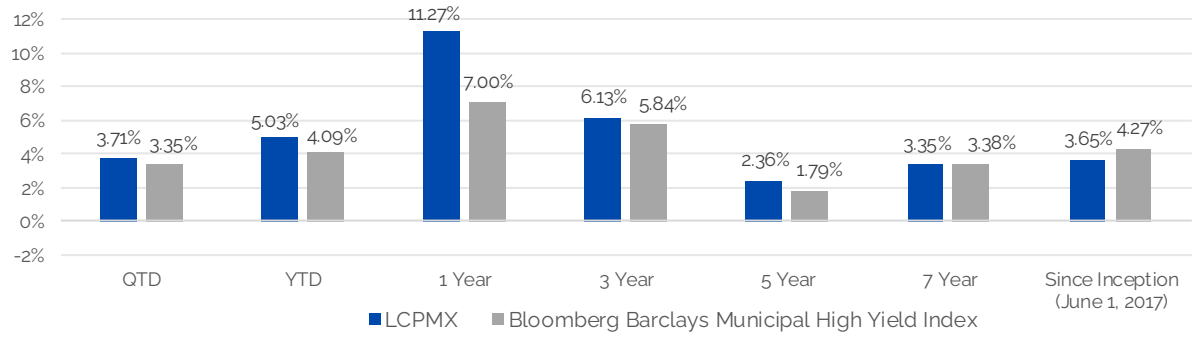

Performance data quoted represents past performance. Past performance does not guarantee future results. The investment return and principal value of an investment will fluctuate so that an investor's shares, when redeemed, may be worth more or less than their original cost. Current performance may be lower or higher than the performance data quoted. For performance current to the most recent month end, please call 833-615-3031.

Consider the investment objectives, risks, and charges and expenses of the fund carefully before investing. The prospectus contains this and other information about the fund and may be obtained by calling 833-615-3031. The prospectus should be read carefully before investing. The fund is distributed by Ultimus Fund Distributors, LLC. Lind Capital Partners and Ultimus Fund Distributors, LLC are not affiliated.

Simultaneous with the commencement of the Fund's operations, Backcountry Investment Partnership, LP (the "Predecessor Fund") and Backcountry Investment Partnership 3, LP (the "Predecessor 3 Fund") each reorganized with and transferred substantially all its assets into the Fund. Each of the Predecessor Fund and the Predecessor 3 Fund maintains an investment objective, strategies, policies, guidelines, and restrictions that are, in all material respects, equivalent to those of the Fund. The Fund, the Predecessor Fund, and the Predecessor 3 Fund share the same investment manager and portfolio managers. The Predecessor 3 Fund has been determined to be the performance survivor of the reorganization into the Fund.

The Predecessor Fund and Predecessor 3 Fund commenced operations on April 15, 2010 and June 1, 2017, respectively, and each has been managed by the Investment Manager for all periods shown. The Predecessor Fund and Predecessor 3 Fund are each a private fund excluded from the definition of "investment company" pursuant to Section 3(c)(7) of the 1940 Act that were created to pursue a substantially similar investment strategies to the Fund. The performance quoted above is that of the Predecessor 3 Fund and reflects the gross fees and expenses incurred by the Predecessor 3 Fund. The performance returns of the Predecessor 3 Fund are unaudited and are calculated by the Investment Manager on a total return basis. After-tax performance returns are not included for the Predecessor 3 Fund. The Predecessor 3 Fund was a privately placed fund, was not registered under the 1940 Act, and was not subject to certain investment limitations, diversification requirements, and other restrictions imposed by the Investment Company Act and the Internal Revenue Code, which, if applicable, may have adversely affected its performance.

Index Definitions:

- The Bloomberg Barclays Municipal High Yield Index is market value-weighted and designed to measure the performance of U.S. dollar-denominated high-yield municipal bonds issues by U.S. states, the District of Columbia, U.S. territories and local governments or agencies. The Index includes fully tax-exempt investment grade, non-investment grade and non-rated bonds, but does not include defaulted securities. LMHYTR performance is total return, does not incorporate fees or expenses and cannot be invested in directly.
- The Bloomberg Municipal Bond Index covers the USD denominated long-term tax-exempt bond market. The index has four main sectors: state and local general obligation bonds, revenue bonds, insured bonds, and prerefunded bonds.
- The Bloomberg US Treasury Total Return Index measures US dollar-denominated, fixed-rate, nominal debt issued by the US Treasury. Treasury bills are excluded by the maturity constraint but are part of a separate Short Treasury Index

Important Risk Information

Investment involves risk, including loss of principal. There is no guarantee that the fund will achieve its investment objectives.

An investment in the fund is appropriate for investors who can bear the risks associated with the limited liquidity of the fund's shares and should be viewed as a long-term investment. Investors will not be able to redeem shares daily because the fund is a closed-end fund operating as an interval fund. The fund's shares are not traded on an active market and there is currently no secondary market for the shares, nor does the fund expect a secondary market in the shares to develop.

Fixed income investments are affected by a number of risks, including fluctuation in interest rates, credit risk, and prepayment risk. In general, as prevailing interest rates rise, fixed income prices will fall. Credit risk is the risk that issuers and counterparties will not make payments on securities and other investments held by the fund, resulting in losses to the fund. Generally, the longer the maturity and the lower the credit quality of a security, the more sensitive it is to credit risk. The fund invests in high yield securities, also known as "high yield" or "junk bonds." High yield securities provide greater income and opportunity for gain but entail greater risk of loss of principal.

The fund is subject to municipal bond risk, which is the risk that the fund may be affected significantly by the economic, regulatory or political developments affecting the ability of obligors of municipal bonds to pay interest or repay principal. While the fund intends to invest in municipal bond free from federal income tax, income from municipal bonds held by the fund could be declared taxable because of, among other things, unfavorable changes in tax laws, adverse interpretations by the Internal Revenue Service or state tax authorities, or noncompliant conduct of a bond issuer or other obligated party. Investments in taxable municipal bonds and certain derivatives utilized by the fund may cause the fund to have taxable investment income.

There is a risk that a particular investment may be difficult to purchase or sell and that the fund may be unable to sell illiquid investments at an advantageous time or price or achieve its desired level of exposure to a certain sector. Illiquid securities may trade at a discount from comparable, more liquid investments. The fund is non-diversified, which means it may be invested in a limited number of issuers and susceptible to any economic, political and regulatory events than a more diversified fund.

[1]Distributions are declared daily and paid monthly. The Distribution Rate is calculated by summing the trailing 12-month's income distributions and dividing the sum by the last month's ending Net Asset Value, plus capital gains distributed over the same time period. The Distribution Rate does not include a return of capital ("ROC")

Glossary of Terms:

Duration: A measure of sensitivity of the price of a bond to the change in interest rates.

Book Yield: A measure of the yield that can be received on a bond without defaulting, based on the purchase price of the bonds and taking into consideration contractual call provisions.

Purchase Yield: Yield-to-worst at time of purchase. A measure of the lowest possible yield that can be received on a bond without defaulting, taking into consideration contractual call provisions.

Basis point: One-hundredth of a percentage point.